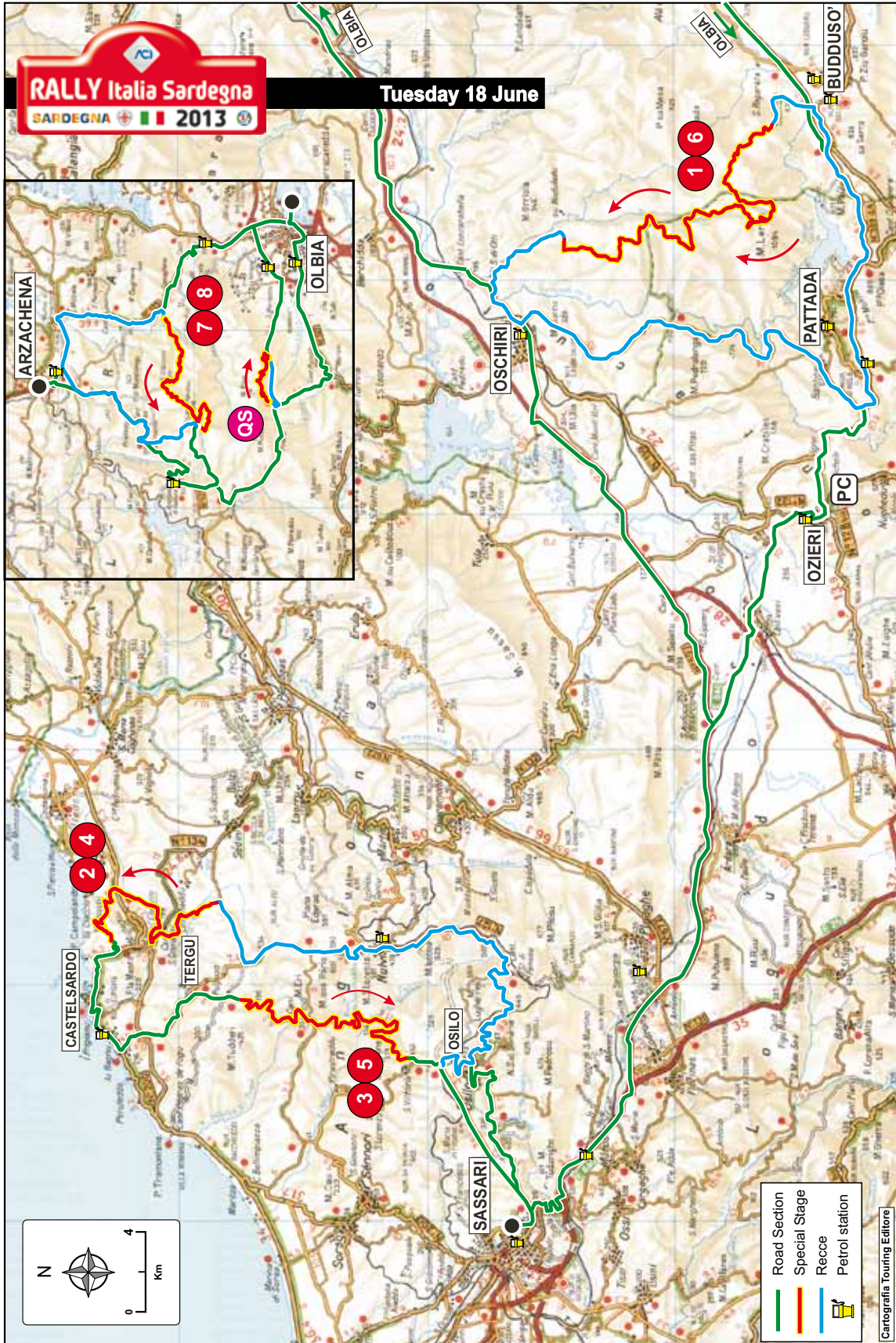
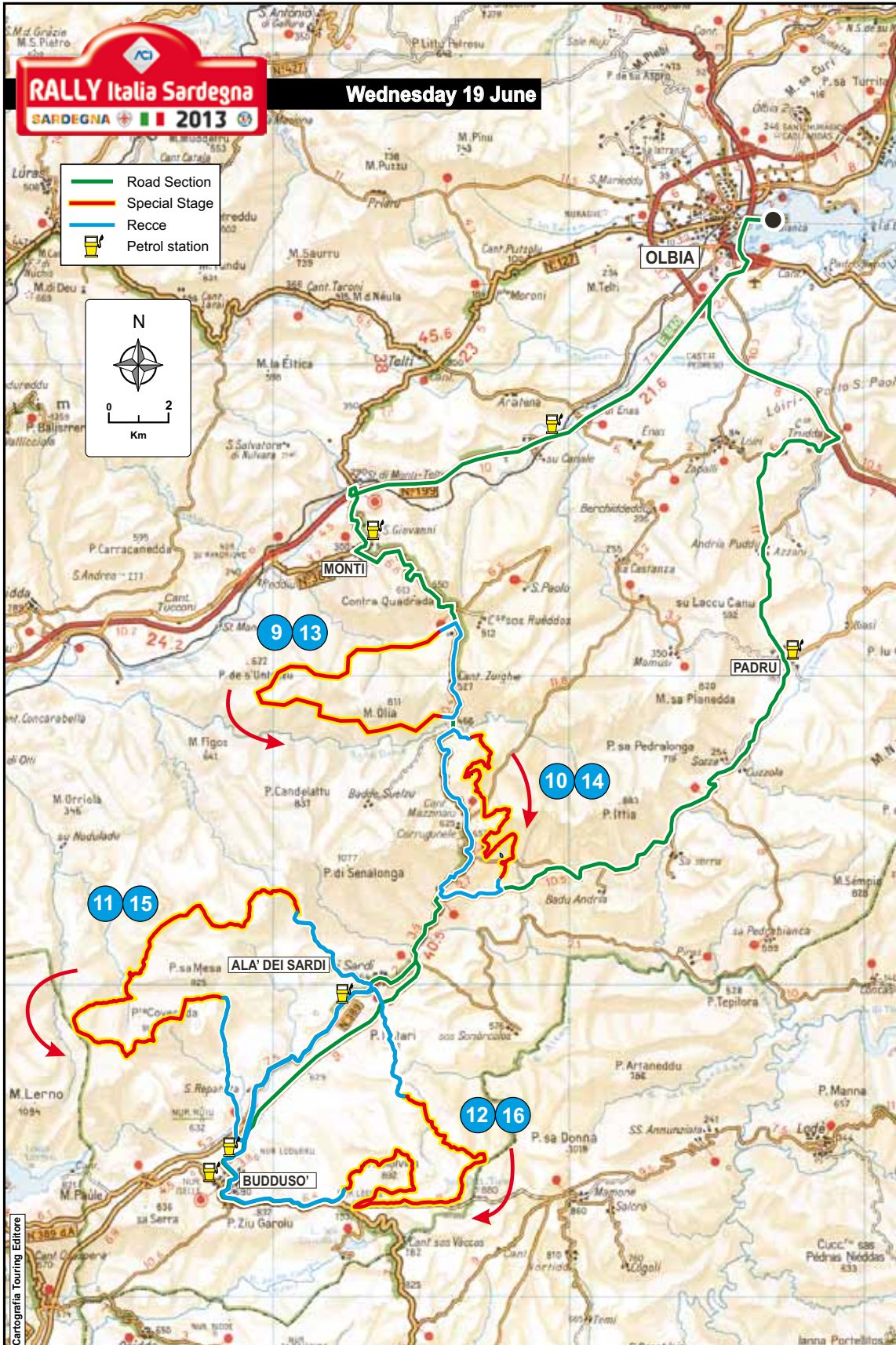


Mappa Ricognizioni • Reconnaissance Map





## Comparazione Strade Prove Speciali • Special Stage Route Comparison

		QS / SS			2013/2012				
		N°	Km	Total	Similar	Km	Opposite	Km	New
<b>Thursday</b>									
<b>FP/QS</b>									
	<b>Qualifying Stage - M.te Piru</b>	1	3,88	3,88					3,88
<b>Friday</b>									
SS 1 / 6	M.te Lerno	2	31,08	62,16	0,00 to 29,68	29,68			29,68 to 31,08
SS 2 / 4	Castelsardo	2	14,00	28,00	14,00	14,00			
SS 3 / 5	Tergu - Osilo	2	14,93	29,86	0,00 to 4,71	4,71			4,71 to 4,86
SS 7 / 8	Giuliana	2	13,55	27,10	4,86 to 14,93	10,07			
<b>Saturday</b>									
SS 9 / 13	M.te Olla	2	18,27	38,54	5,14 to 19,27	14,13			0,00 to 5,14
SS 10 / 14	Tennanova	2	14,82	29,64	0,00 to 2,10	2,10	4,68 to 5,31	0,65	2,10 to 2,20
					2,20 to 3,87	1,67	12,52 to 13,92	1,4	3,67 to 4,88
					5,44 to 10,06	5,52			5,31 to 5,44
					14,13 to 14,56	0,43			10,06 to 12,52
SS 11 / 15	M.te di Alà	2	22,25	44,50			0,00 to 11,31	11,31	11,31 to 19,03
SS 12 / 16	Coiluna - Luella	2	22,35	44,70			18,03 to 19,38	0,35	19,38 to 22,25
					0,00 to 3,04	3,04	3,35 to 5,75	2,4	3,04 to 3,35
					8,37 to 11,72	5,35			5,75 to 6,37
					12,78 to 22,35	9,57			11,72 to 12,78
<b>Totals</b>		<b>16</b>	<b>152,75</b>	<b>304,50</b>		<b>108,38</b>		<b>16,11</b>	<b>27,76</b>

## Programma Ricognizioni • Reconnaissance Programme

N°	Name	Allowed Time / Orari	
		P1 & P2	P3 & Other / Altri
7 / 8	Gallura	08h00 - 20h00	12h00 - 20h00
	Qualifying - Shakedown	08h00 - 20h00	12h00 - 20h00
1 / 6	Monte Lerno	10h00 - 20h00	12h00 - 20h00
2 / 4	Castelsardo	10h00 - 20h00	08h00 - 20h00
3 / 5	Tergu - Osilo	10h00 - 20h00	08h00 - 20h00

Tue / Mart 18 June

N°	Name	Allowed Time / Orari	
		P1 & P2	P3 & Other / Altri
9 / 13	Monte Olia	08h00 - 20h00	11h00 - 20h00
10 / 14	Terranova	08h00 - 20h00	11h00 - 20h00
11 / 15	Coiluna - Loelle	10h00 - 20h00	08h00 - 20h00
12 / 16	Monti di Alà	10h00 - 20h00	08h00 - 20h00

Wed / Merc 19 June

## Scheda Ricognizioni • Reconnaissance Schedule

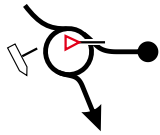
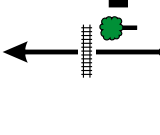
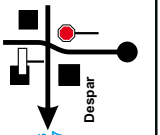
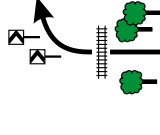
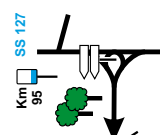
n°	Name SS / PS	Lap	SS / PS			Road Section / Trasferimento			Total			1st car IN
			Km	Time	AVS	Km	Time	AVS	Km	Time	AVS	
7	Gallura	1	13,55	0.23	35,3	24,6	0.20	73,9	38,2	0.43	53,3	8.00
8	Gallura	2	13,55	0.18	45,2	17,3	0.30	34,7	30,9	0.48	38,6	8.43
QS	Qualifying	1	3,86	0.10	23,2	2,91	0.10	17,5	6,8	0.20	20,3	9.31
	Qualifying	2	3,86	0.08	28,9	65,6	1.15	52,5	69,5	1.23	50,2	9.51
1	Monte Lerno	1	31,08	0.53	35,2	51,9	1.05	47,9	82,9	1.58	42,2	11.14
6	Monte Lerno	2	31,08	0.43	43,4	65,0	1.20	48,7	96,1	2.03	46,9	13.12
2	Castelsardo	1	14,00	0.25	33,6	18,6	0.26	42,9	32,6	0.51	38,4	15.15
3	Tergu - Osilo	1	14,93	0.24	37,3	35,6	0.45	47,4	50,5	1.09	43,9	16.06
4	Castelsardo	2	14,00	0.20	42,0	19,0	0.25	45,6	33,0	0.45	44,0	17.15
5	Tergu - Osilo	2	14,93	0.21	42,7				14,9	0.21	42,7	18.00
			<b>154,84</b>			<b>300,5</b>			<b>455,3</b>	<b>10.21</b>	<b>44,0</b>	

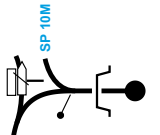
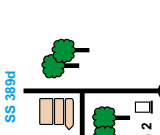
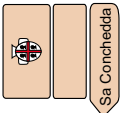
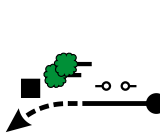
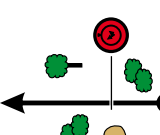

9	Monte Olia	1	19,27	0.30	38,5	5,1	0.07	43,4	24,3	0.37	39,5	8.00
13	Monte Olia	2	19,27	0.25	46,2	1,2	0.03	23,0	20,4	0.28	43,8	8.37
10	Terranova	1	14,82	0.25	35,6	12,8	0.18	42,7	27,6	0.43	38,5	9.05
14	Terranova	2	14,82	0.22	40,4	14,5	0.22	39,4	29,3	0.44	39,9	9.48
11	Monti di Alà	1	22,25	0.35	38,1	20,4	0.28	43,8	42,7	1.03	40,6	10.32
15	Monti di Alà	2	22,25	0.32	41,7	19,3	0.26	44,6	41,6	0.58	43,0	11.35
12	Coiluna-Loelle	1	22,35	0.35	38,3	22,1	0.30	44,1	44,4	1.05	41,0	12.33
16	Coiluna-Loelle	2	22,35	0.30	44,7				22,4	0.30	44,7	13.38
			<b>157,38</b>			<b>95,3</b>			<b>252,7</b>	<b>6.08</b>	<b>41,2</b>	
			<b>312,22</b>									

Road Book Ricognizioni • Road Book Reconnaissance

From		NURAGHE RUJU		Distance	Page		
To		NURAGHE RUJU		83,04	2		
SS 1 - 6 Monte Lerno							
DISTANCE		Direction		Information		Km to go	
Total	Partial	A	G				
65,16	2,30	!		BUDDUSO' 17 NUORO 78 PATTADA 3	17,88		
65,35	0,19			BUI/TEI	17,69		
69,89	4,54			OLBIA 74 MONTI 52 BUDDUSO' 13	13,15		
71,50	1,61	!		BUDDUSO' 11 OLBIA 75 BONØ 29	11,54		
78,16	6,66			BUDDUSO' 4 OLBIA 61 ABBASANTA 81	4,88		
						0,10	

From		NURAGHE RUJU		Distance	Page		
To		NURAGHE RUJU		83,04	1		
SS 1 - 6 Monte Lerno							
DISTANCE		Direction		Information		Km to go	
Total	Partial	A	G				
37,24				SASSARI OZIERI OSCHIRI	45,80		
37,79	0,55	!		OSCHIRI SASSARI	45,25		
37,96	0,17				45,08		
60,07	22,11	!		PATTADA 2,5 OZIERI 13	22,97		
62,86	2,79			OZIERI PATTADA	20,18		
						2,30	

From		TERGU		Distance		Page	
To		SEDINI		50,59		4	
<b>SS 3 - 5 Tergu - Osilo</b> <b>SS 2 - 4 Castelsardo</b>							
DISTANCE		Direction		Information		Km to go	
Total	Partial	A	G				
17,71	!			OSILO 3,5 Lavori in Corso Work in Progress		32,88	
18,74	1,03					31,85	
21,21	2,47			← NULVI 18		29,38	
25,89	4,68					24,70	
39,78	!			TERGU 11 CASTELSARDO 20		10,81	
						7,29	

From		NURAGHE RUJU		Distance		Page	
To		NURAGHE RUJU		83,04		3	
<b>SS 1 - 6 Monte Lerno</b>							
DISTANCE		Direction		Information		Km to go	
Total	Partial	A	G				
78,26	0,10			↑ BUDDUSO'4 OLBIA 61		4,78	
80,30	!!					2,74	
81,83	1,53					1,21	
83,04	1,21					0,00	

From		Distance		Page	
To					
LI PADULEDDI		38,42		6	
LI PADULEDDI					
<b>SS 7 - 8 Gallura</b>					
<b>RECCE</b>					
DISTANCE		A		Information	
Total	Partial	G			
13,79			24,63		
	20		24,49		
13,93	0,14		20,45		
	21		20,06		
17,97	4,04		15,73		
	22				
18,36	0,39				
	23				
22,69	4,33				
	24				
				2,00	

From		Distance		Page	
To					
TERGU		50,59		5	
SEDINI					
<b>SS 3 - 5 Tergu - Osilo</b>					
<b>SS 2 - 4 Castelsardo</b>					
<b>RECCE</b>					
DISTANCE		A		Information	
Total	Partial	G			
47,07	7,29		3,52		
	22		0,00		
50,59	3,52				
	23				

From	LI PADULEDDI	Distance	38,42	Page	8
To	LI PADULEDDI				
<b>SS 7 - 8 Gallura</b>					
<b>RECCE</b>					
<b>DISTANCE</b>		<b>Direction</b>		<b>Information</b>	
Total	Partial	A	G	Km to go	
38,42	1,20			0,00	

From	LI PADULEDDI	Distance	38,42	Page	7
To	LI PADULEDDI				
<b>SS 7 - 8 Gallura</b>					
<b>RECCE</b>					
<b>DISTANCE</b>		<b>Direction</b>		<b>Information</b>	
Total	Partial	A	G	Km to go	
24,69	2,00			13,73	
26,61	1,92			11,81	
29,37	2,76			9,05	
36,40	7,03			2,02	
37,22	0,82			1,20	



From		SELEME		Distance	27,62		Page
To		SELEME		SS 10 - 14 Terranova			10
From		San Pauleddu		Distance	24,54		Page
To		PUNTA NICOLA ESINI		SS 9 - 13 Monte Olla			9
<b>DISTANCE</b>		<b>Direction</b>		<b>Information</b>		<b>Km to go</b>	
Total	Partial	A	G				
15,61						12,01	
18,18	!	2,57				9,44	
22,29		4,11				5,33	
27,07	!	4,78				0,55	
27,62	0,55					0,00	

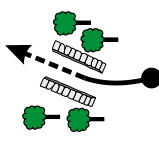
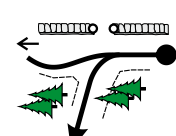
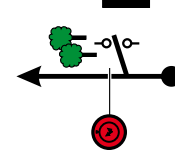


From		San Pauleddu		Distance	24,54		Page
To		PUNTA NICOLA ESINI		SS 9 - 13 Monte Olla			9
<b>DISTANCE</b>		<b>Direction</b>		<b>Information</b>		<b>Km to go</b>	
Total	Partial	A	G				
19,48						5,06	
23,58	!	4,10				0,96	
24,54	0,96					0,00	

From		SA PAULE		Distance		42,68		Page		12	
To		SA PAULE		SS 11 - 15 Monti di Alà		RECCE					
DISTANCE		Direction		Information		Km to go					
Total	Partial	A	G								
37,23	0,25					5,45					
		44									
37,65	0,42	45				5,03					
38,84	1,19	46				3,84					
39,63	0,79	47				3,05					
39,93	0,30	48				2,75					
						1,70					

From		SA PAULE		Distance		42,68		Page		11	
To		SA PAULE		SS 11 - 15 Monti di Alà		RECCE					
DISTANCE		Direction		Information		Km to go					
Total	Partial	A	G								
28,83	!	39				13,85					
29,57	0,74	40				13,11					
36,01	6,44	41				6,67					
36,69	0,68	42				5,99					
36,98	0,29	43				5,70					
						0,25					

From		PUNTA LATARI		Distance		Page	
To		PUNTA LATARI		44,40		14	
<b>SS 12 - 16 Coiluna - Loelle</b>							
RECCE							
DISTANCE		Direction		Information		Km to go	
Total	Partial	A	G				
31,60	!!					12,80	
32,34	0,74					12,06	
38,78	6,44					5,62	
39,60	0,82					4,80	
39,84	0,24					4,56	
						3,58	

From		SA PAULE		Distance		Page	
To		SA PAULE		42,68		13	
<b>SS 11 - 15 Monti di Ala</b>							
RECCE							
DISTANCE		Direction		Information		Km to go	
Total	Partial	A	G				
41,63	1,70					1,05	
42,01	0,38					0,67	
42,34	0,33					0,34	
42,68	0,34					0,00	

From		PUNTA LATARI		Page
To		PUNTA LATARI		15
Distance		44,40		
SS 12 - 16		Coiluna - Loelle		RECCE
DIRECTION		Information		Km to go
Total	Partial	A	G	
43,42	3,58			0,98
43,95	0,53			0,45
44,40	0,45	!		0,00